

# TOOL TROLLEYS WORKBENCHES SERVICE TROLLEYS

2022/2023



# TTS93

The TTS93 proves that there is no need to compromise on quality and functionality when using an entry level model. The series features a two-stage safety concept, full-extension drawers with ball-bearing cage guides, high load-bearing capacity, and an ergonomic working height of 100 cm. Includes an individually adjustable paper roll holder for paper rolls up to 30 cm wide.



NEW!



The TTS93 is now available in three colours – red, blue, and anthracite!

100%

All drawers can be extended up to **100%**. Combining the use of STAHLWILLE standard and TCS inserts, or the variable drawer dividers, ensures a clear overview and convenient access to tools.



**Oil and acid resistant smooth-running wheels** (Ø 125 mm) with carpet protection to protect the bearings from dirt and fibres; with two locking brakes.

500 kg

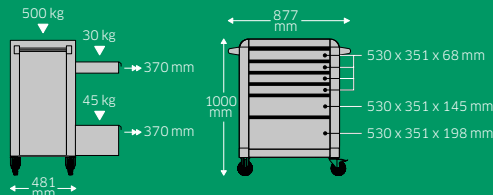
High static load capacity of up to **500 kg**. The bottom drawer has a load capacity of up to **45 kg**!



**Two-step safety concept:** Central locking with a cylinder lock and hinged key. The **anti-tilt feature** makes it impossible to pull multiple drawers out at the same time.

## 93 Tool trolley

Code	No.	Description	W mm	H mm	L mm	kg
81200154	93/6 A	<b>Tool trolley,</b> Anthracite RAL 7016, empty	877	1000	481	57
81200155	93/6 R	<b>Tool trolley,</b> Red RAL 3020, empty	877	1000	481	57
81200156	93/6 B	<b>Tool trolley,</b> Blue RAL 2703035, empty	877	1000	481	57



# TTS93 TOP BOX

For those who want more flexibility. The practical TTS93 TOP BOX can be used individually on the matching CADDY, or as an add-on for the TTS93 tool trolley. Featuring four drawers, the TOP BOX offers additional storage space. The TOP BOX is only available in black.

NEW!



Flexible solution on the Top Box Caddy. High mobility thanks to the four swivel castors.



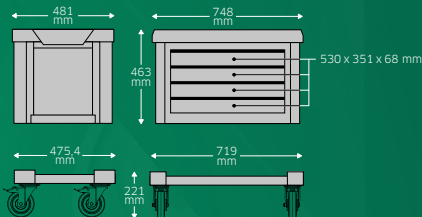
Need more space? Simply stack multiple Top Boxes on top of each other – you can also do so on the Caddy.



For all those who want more. The Top Box can be used on the TTS93 tool trolley. For even more storage space.

## 93 TOP BOX | TOP BOX CADDY

Code	No.	Description	W mm	H mm	L mm	kg
81200157	93 TOP BOX	<b>Stackable box,</b> Black RAL 9005, empty	748	463	481	32.5
81200158	93 TOP BOX CADDY	<b>Frame</b>	719	221	475.4	10.6

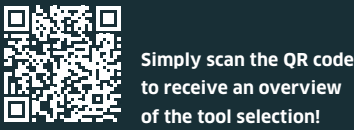





# TTS93 TOOL RANGE

The STAHLWILLE TTS93 can be ordered with three attractive tool sets. The different tool sets are well thought out down to the last detail and can be used for a wide range of applications in industry, trade, and the automotive sector.

**TTS93**  
includes a 130-piece  
premium  
tool set

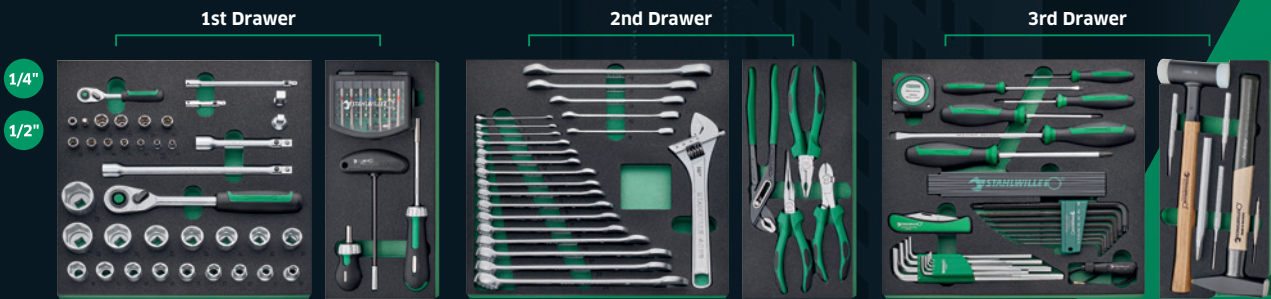


93 Tool trolley

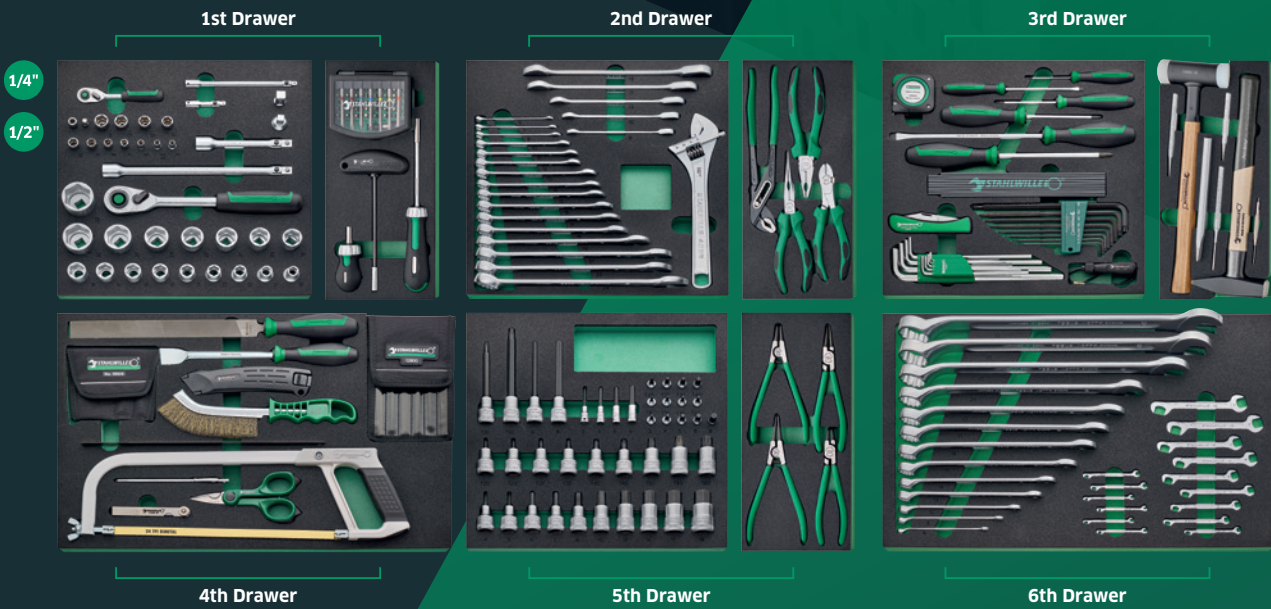
Code	No.	Description	W mm	H mm	L mm	kg
98830177	93/130	<b>Tool trolley</b> , including a 130-piece premium tool set	877	1000	481	65.3
98830178	93/157QR	<b>Tool trolley</b> , including a 157-piece premium tool set	877	1000	481	69.5
98830180	93/250QR	<b>Tool trolley</b> , including a 250-piece premium tool set	877	1000	481	79.5



**TTS93**  
including a 157-piece  
premium  
tool set



**TTS93**  
includes a 250-piece  
premium  
tool set





# TTS95 PRO

The TTS95 PRO is the premium all-rounder, offering a wide range of highlights such as full-extension drawers, the three-stage safety concept, and all-round impact protection with shock absorbers. The tightly welded stainless steel top tray, paper roll, and spray can holder, all included as standard, add to its practicality. The model is available in three colours, three drawer configurations, and has a static load capacity of 750 kg.



Available from  
2023

This is what makes  
both the TTS95 PRO  
and TTS98 PRO  
stand out:

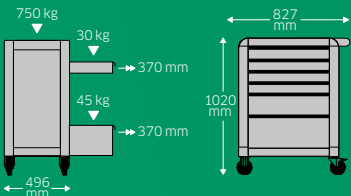
100%

All drawers can be **100% fully extended**. Combining the use of STAHLWILLE standard and TCS inserts, or the variable drawer dividers, ensures a clear overview and convenient access to tools.



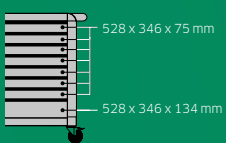
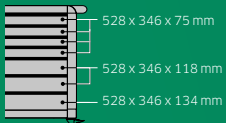
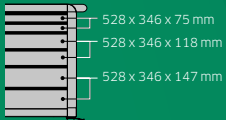
The models **95 PRO** and **98 PRO** are available in three colours – **red, blue, and anthracite!**

NEW!



95 PRO Tool trolley

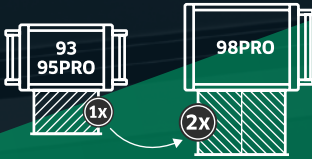
drawers	Code	No.	Description	W mm	H mm	L mm	kg
<b>6 x</b>	81200160	95/6 A PRO	<b>Tool trolley,</b> Anthracite RAL 7016, empty	827	1020	496	71.5
	81200161	95/6 B PRO	<b>Tool trolley,</b> Blue RAL 2703035, empty	827	1020	496	71.5
	81200162	95/6 R PRO	<b>Tool trolley,</b> Red RAL 3020, empty	827	1020	496	71.5
<b>7 x</b>	81200163	95/7 A PRO	<b>Tool trolley,</b> Anthracite RAL 7016, empty	827	1020	496	75
	81200164	95/7 B PRO	<b>Tool trolley,</b> Blue RAL 2703035, empty	827	1020	496	75
	81200165	95/7 R PRO	<b>Tool trolley,</b> Red RAL 3020, empty	827	1020	496	75
<b>8 x</b>	81200166	95/8 A PRO	<b>Tool trolley,</b> Anthracite RAL 7016, empty	827	1020	496	78
	81200167	95/8 B PRO	<b>Tool trolley,</b> Blue RAL 2703035, empty	827	1020	496	78
	81200168	95/8 R PRO	<b>Tool trolley,</b> Red RAL 3020, empty	827	1020	496	78



# TTS98 PRO

For all those who want – and need – more. The larger TTS98 PRO offers 100% more drawer volume than the 93 and 95 PRO models. With a static load capacity of 1,400 kg, a tightly welded stainless steel top tray, and many other features, there's no room for compromise – but plenty of room for more tools. Includes paper roll and spray can holder, as well as all-round impact protection and shock absorbers. The TTS98 PRO is available in three colours and two drawer configurations.

NEW!



Space marvel. The tool trolley 98 PRO offers 100% more drawer volume compared to the 93 and 95 PRO models.



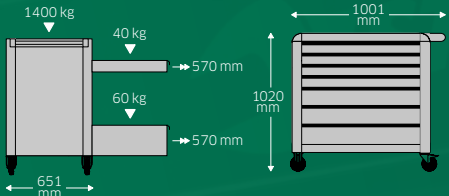
Available from  
2023



**Three-stage safety concept:**  
**Central locking** with recessed lateral-mounted cylinder lock. Together with the hinged key, this protects against injuries and damage. The **individual drawer** catches prevent unintentional opening when moving – the **anti-tilt feature** makes it impossible to pull out multiple drawers at the same time.

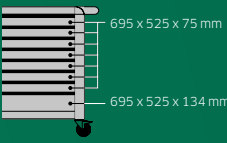
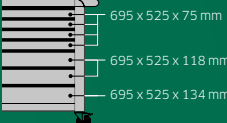


**Oil and acid resistant smooth-running wheels** (Ø 125 mm) with carpet protection to protect the bearings from dirt and fibres; with two locking brakes.



98 PRO Tool trolley

drawers	Code	No.	Description	W mm	H mm	L mm	kg
<b>7 x</b>	81200169	98/7 A PRO	<b>Tool trolley,</b> Anthracite RAL 7016, empty	1001	1020	651	116
	81200170	98/7 B PRO	<b>Tool trolley,</b> Blue RAL 2703035, empty	1001	1020	651	116
	81200171	98/7 R PRO	<b>Tool trolley,</b> Red RAL 3020, empty	1001	1020	651	116
<b>8 x</b>	81200172	98/8 A PRO	<b>Tool trolley,</b> Anthracite RAL 7016, empty	1001	1020	651	118
	81200173	98/8 B PRO	<b>Tool trolley,</b> Blue RAL 2703035, empty	1001	1020	651	118
	81200174	98/8 R PRO	<b>Tool trolley,</b> Red RAL 3020, empty	1001	1020	651	118






# WB625

With seven full-extension, full-width drawers, the new WB625 offers maximum storage space with a working height of 104 cm, and also maximum convenience. With its flexible positioning on smooth-running castors, it is always right where you need it. On top of that, it features the three-stage safety concept and high-quality workmanship. And always on board: the paper roll holder.

**WB625**  
includes a 161-piece  
premium  
tool set



104 cm



XXL



Only from STAHLWILLE: **Work height of 104 cm** for a comfortable working environment. Sturdy construction and **birch multiplex worktop (30 mm thick)** ensure the typical durability you've come to expect from STAHLWILLE.

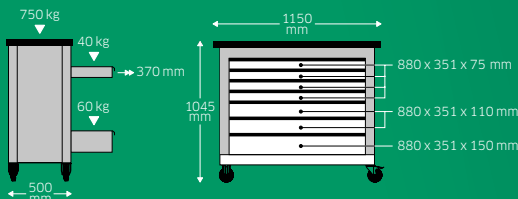
**Three-stage safety concept:** **Central locking** with recessed lateral-mounted cylinder lock. Together with the hinged key, this protects against injuries and damage. The **individual drawer** catches prevent unintentional opening when moving – the **anti-tilt feature** makes it impossible to pull out multiple drawers at the same time.

Everything in **XXL**. **Seven** removeable drawers with **full extension** and a width of **880 mm** offer plenty of storage space. The **birch multiplex worktop** is not only extremely large (1150 x 500 x 30 mm), but is also FSC-certified.

**Oil and acid resistant smooth-running wheels** (ø 125 mm) with carpet protection to protect the bearings from dirt and fibres; with two locking brakes.

## WB625 Workbench

Code	No.	Description	W mm	H mm	L mm	kg
85010625	WB625	Workbench, empty	1150	1045	500	97
98830179	WB625/161QR	Workbench, including a 161-piece premium tool set	1150	1045	500	110
98830181	WB625/267QR	Workbench, including a 267-piece premium tool set	1150	1045	500	122.5



XXL

115 cm wide | 7 drawers | 3 cm thick birch multiplex worktop



Even with a 161-piece tool set, 5 drawers are still available!

**WB625**  
includes a 267-piece  
premium  
tool set



Compared to the tool trolley 93 and 95 PRO, the workbench WB625 offers significantly more drawer volume. In addition to the 3/3 insert, a 2/3 insert can also be added.

The 98 PRO even offers space for two 3/3 inserts in contrast to the 93 and 95 PRO models.

4 filled drawers!



Simply scan the QR code to receive an overview of the tool selection!





# WB621

Thanks to two full-width drawers, the new WB621 workbench offers plenty of storage space and features that make daily work easier and more efficient. Particularly comfortable: the birch multiplex worktop with a working height of 104 cm, and FSC-certified. Includes an individually adjustable paper roll holder for paper rolls up to 30 cm wide. There are also two cable outlets and a cable duct on the rear wall.

NEW!



To access the assembly instructions or spare parts list, simply scan the QR code!



The E-kit is available as an option.



Scan the QR code to see an overview of all the product advantages!



The cabinet section features an **adjustable-height shelf** (adjustable in 7 cm increments), two rubberized cable outlets, and a cable duct that can be unscrewed at the back.



**Three-stage safety concept:** **Central locking** with recessed lateral-mounted cylinder lock. Together with the hinged key, this protects against injuries and damage. The **individual drawer** catches prevent unintentional opening when moving – the **anti-tilt feature** makes it impossible to pull out multiple drawers at the same time.



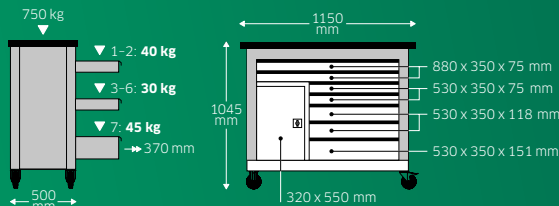
Exceptionally versatile: **Seven** fully-extendable removeable drawers offer plenty of storage space (two XXL drawers 880 mm wide, five drawers 530 mm wide). The **birch multiplex worktop** is not only extremely large (1150 x 500 x 30 mm), but is also FSC-certified.



The workbench can also be equipped with an **E-kit**. Consists of a switchable **3-way plug** with **two USB ports**, including a **magnetic bracket** for mounting anywhere on the workbench as well as a cable holder.

## WB621 Workbench

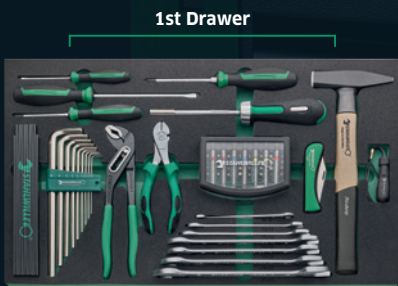
Code	No.	Description	W mm	H mm	L mm	kg
85010621	WB621	Workbench, empty	1150	1045	500	97.5
90432728	WB621 E-KIT	Electronic kit	-	-	-	-



# 612 ST

Moveable shelf space, open storage, and work surface. The new Service Trolley 612 ST is particularly versatile and always where you need it. Rubberized comfort wheels and two parking brakes ensure ease of movement.

## Service trolley including an 83-piece premium tool set



Simply scan the QR code to receive an overview of the tool selection!



Service Trolley, also available without a tool set



Perfectly equipped with **one drawer** and **two practical shelves**.



Rubberized comfort wheels (Ø 125 mm) with **two parking brakes ensure ease of movement**.



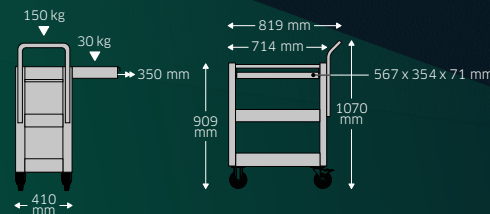
High static load capacity of up to **150 kg**. The drawer has a load capacity of up to **30 kg**!



**Moveable.** Extremely maneuverable, **compact** and always right where you need it.

## 612 ST Service Trolley

Code	No.	Description	W mm	H mm	L mm	kg
81300612	612 ST	Service Trolley, empty	819	909	410	25.5
98830176	612/83ST	Service Trolley, including an 83-piece premium tool set	819	909	410	30





## Accessories

## suitable for

Code	No.	Description	TTS93	TTS95 PRO	TTS98 PRO	WB625	WB621	93 TOP BOX	612 ST
 81483004	PRH 925 PAPER ROLL HOLDER UNIVERSAL	Paper roll holder	✓	✓	✓	✓	✓	✓	
 89011053	AB 95/98PRO	Waste basket		✓	✓				
 90432719	SDH 922	Spray can holder, wide SDH 922		✓	✓				
 90432727	SDH 923	Spray can holder, narrow SDH 923	✓	✓	✓	✓	✓	✓	
 89010040	KH 91	Cable holder KH 91	✓	✓	✓	✓	✓	✓	
 83812070	912	Empty tray for small parts 912	✓	✓	✓	✓	✓	✓	✓
 81484001	VE 50-150 3/3	Drawer dividers, VE 50-150 3/3	✓	✓	✓	✓	✓	✓	✓
 81484002	VE 50-150 2/3	Drawer dividers, VE 50-150 2/3	✓	✓	✓	✓	✓	✓	✓
 90432736	WB 621 CS	Shelf 621, WB621 CS					✓		
 89010003	910	Anti-slip mat GRIPMAT, 3800 x 370 mm	✓	✓	✓	✓	✓	✓	✓